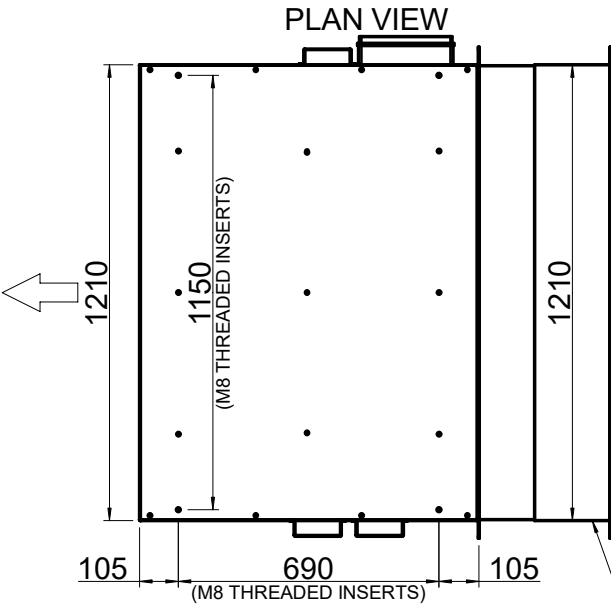



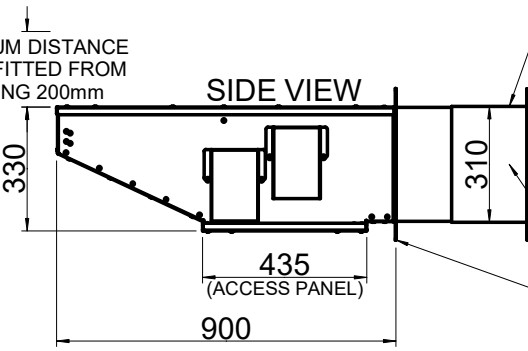
SUPPLY AIR



FRESH AIR



MAXIMUM DISTANCE TO BE FITTED FROM CEILING 200mm



HOLE THROUGH WALL 1220 WIDE X 320 HIGH

WALL SLEEVE AND EXTERNAL FRESH AIR LOUVRE (TELESCOPIC 200 - 350)

50mm FLANGES

REVISION	REASON FOR REVISION	INITIALS	DATE	DRAWING No: EAM260INCWSEFAL		
REV A				DRAWING DESCRIPTION: ECO AIRMIX INC. WALL SLEEVE AND EXTERNAL FA LOUVRE		
REV B				QUOTE No AND NAME: NA		
REV C				DRAWN BY: PJT	DATE: 02/05/17	SCALE: 1:20 @ A4
						DIMENSIONS: mm

