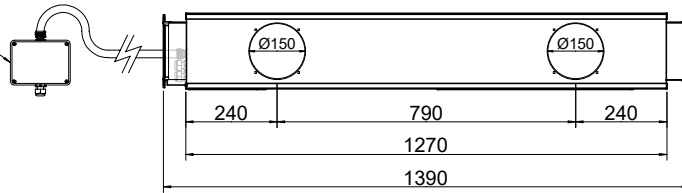
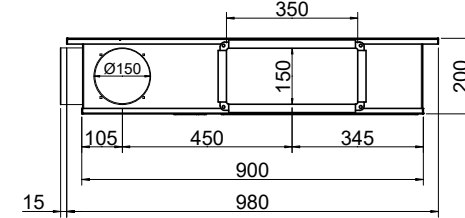


ENCLOSURE (CONTAINING TERMINAL STRIP) ON 2M LEAD.
LEAD PROTECTED BY FLEXIBLE STEEL CONDUIT.
ENCLOSURE DIMS: 119 HIGH X 159 WIDE X 76 DEEP.

SIDE VIEW

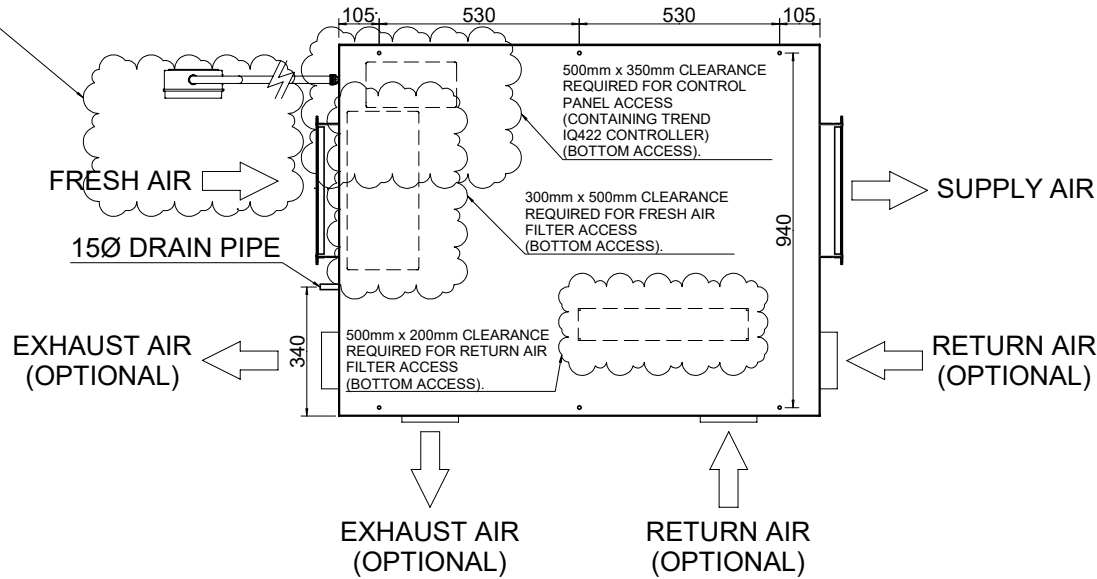


SUPPLY AIR END VIEW

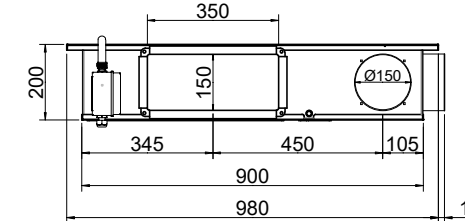


500mm x 350mm CLEARANCE
REQUIRED FOR ENCLOSURE
ACCESS (FRONT ACCESS).

PLAN VIEW



FRESH AIR END VIEW



NOTES:

- 1) HANGING POSITIONS HAVE 9mm DIA HOLES (X6)
- 2) RECTANGULAR SPIGOTS HAVE MEZ.20 FLANGES FITTED

REVISION	REASON FOR REVISION	INITIALS	DATE	DRAWING No: VHR50RHABCDTREND		
REV A				DRAWING DESCRIPTION: VHR50 RIGHT HAND CONFIGURATION A,B,C,D WITH TREND IQ422 CONTROLLER		
REV B				QUOTE No AND NAME: NA		
REV C				DRAWN BY: PJT	DATE: 25/06/18	SCALE: 1:20 @ A4
						DIMENSIONS: mm

Eco-Airvent™