

8

7

6

5

4

3

2

1

F

F

E

E

D

D

C

C

B

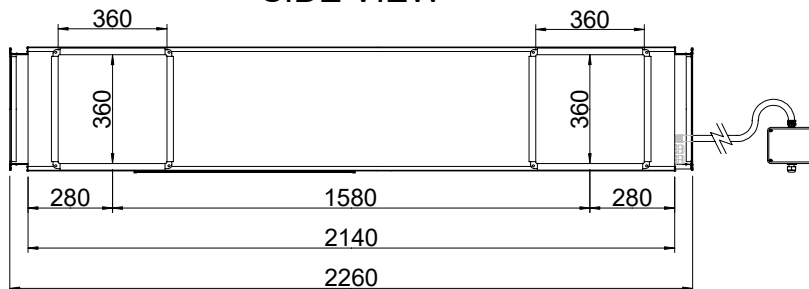
B

A

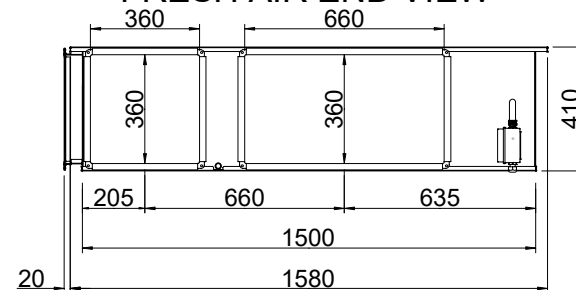
A

ENCLOSURE (CONTAINING TERMINAL STRIP) ON 2M LEAD.  
LEAD PROTECTED BY FLEXIBLE STEEL CONDUIT.  
ENCLOSURE DIMS: 119 HIGH X 159 WIDE X 76 DEEP.

## SIDE VIEW

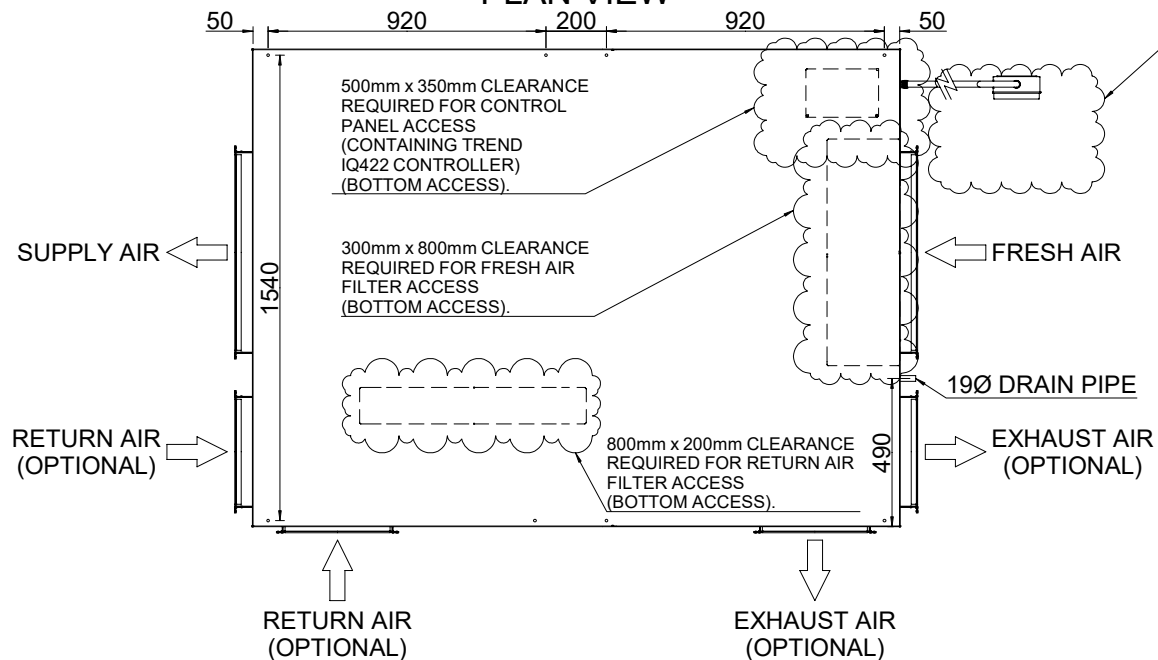


## FRESH AIR END VIEW

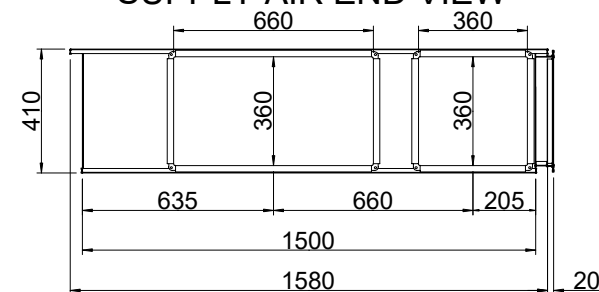


500mm x 350mm CLEARANCE  
REQUIRED FOR ENCLOSURE  
ACCESS (FRONT ACCESS).

## PLAN VIEW



## SUPPLY AIR END VIEW



## NOTES:

- HANGING POSITIONS HAVE 9mm DIA HOLES (X8)
- RECTANGULAR SPIGOTS HAVE MEZ.20 FLANGES FITTED

REVISION	REASON FOR REVISION	INITIALS	DATE	DRAWING No: VHR300LHABCDTREND		
REV A				DRAWING DESCRIPTION: VHR300 LEFT HAND CONFIGURATION A,B,C,D WITH TREND IQ422 CONTROLLER		
REV B				QUOTE No AND NAME: NA		
REV C				DRAWN BY: PJT	DATE: 18/06/18	SCALE: 1:25 @ A4
						DIMENSIONS: mm

**Eco-Airvent™**

8

7

6

5

4

3

2

1