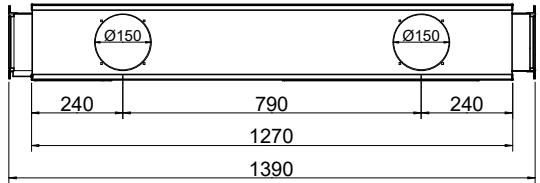
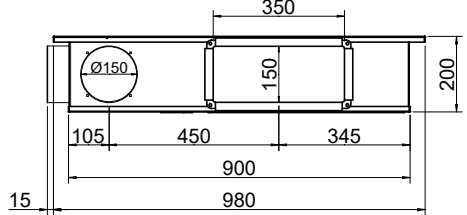


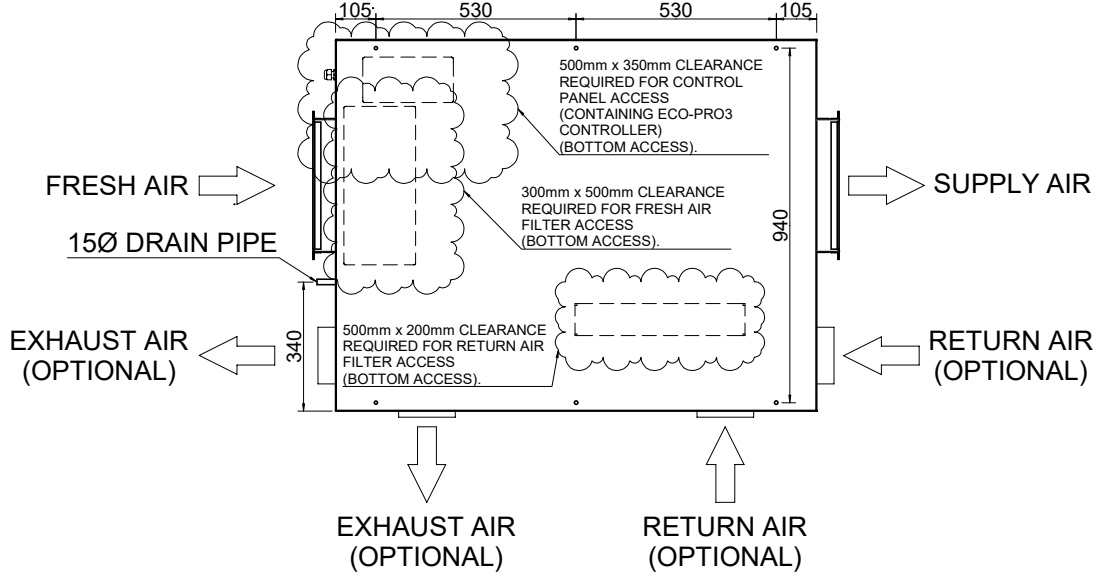
SIDE VIEW



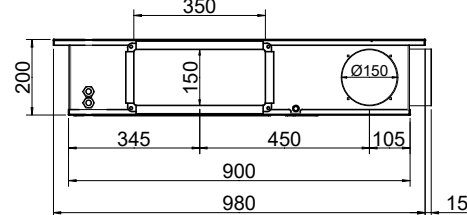
SUPPLY AIR END VIEW



PLAN VIEW



FRESH AIR END VIEW



NOTES:  
 1) HANGING POSITIONS HAVE 9mm DIA HOLES (X6)  
 2) RECTANGULAR SPIGOTS HAVE MEZ.20 FLANGES FITTED

REVISION	REASON FOR REVISION	INITIALS	DATE	DRAWING No: VHR50RHABCDPRO3
REV A				DRAWING DESCRIPTION: VHR50 RIGHT HAND CONFIGURATION A,B,C,D WITH ECO-PRO3 CONTROLLER
REV B				QUOTE No AND NAME: NA
REV C				DRAWN BY: PJT   DATE: 25/06/18   SCALE: 1:20 @ A4   DIMENSIONS: mm

